





























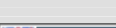
50m Liegend Junioren | 50m Rifle Prone Men Junior

Donnerstag, 22.03.2012 | Thursday, 2012-03-22

50m Halle | 50m Range

Ergebnisse / Results

Platz Place			Serien Series							Finale Final	Ergebnis Result	
1.	Janker, Michael	Germany	 GER	98	100	100	99	100	98	595		
2.	Bessot, Pierre	France	 FRA	98	99	100	99	100	99	595		
3.	Vocke, Steffen	LLZ Baden Württemberg	 LZBW	99	100	99	99	100	98	595		
4.	Maslennikov, Vladimir	Russian Federation	 RUS	99	100	98	99	100	98	594		
5.	Walker, Lars	Germany	 GER	98	98	100	100	99	98	593		
6.	Brodda, Jan	LV Westfalen	 WF	100	99	99	99	99	97	593		
7.	Sve, Nils P	Norway-Meraker	 NOR	97	98	100	98	100	99	592		
8.	Christensen, Håkon A	Norway-Meraker	 NOR	100	99	97	97	99	100	592		
9.	Georget, Alexandre	France	 FRA	99	99	97	99	97	100	591		
10.	Link, Andre	Germany	 GER	98	100	99	98	98	97	590		
11.	Sörli, Håkon	Norway NTG Kongsvinger	 NOR	98	100	98	99	99	96	590		
12.	Reupke, Rene	Germany	 GER	98	100	99	99	98	96	590		
13.	Kharkov, Evgeniy	Russian Federation	 RUS	99	99	98	97	97	99	589		
14.	Shishlyakov, Nikolay	Russian Federation	 RUS	98	97	100	98	99	97	589		
15.	Malone, Seoc	Scottish Rifle Association	 SCO	99	98	98	98	98	98	589		
16.	Dove, Adam	Great Britain Schools Team	 GBR	99	95	99	97	99	99	588		
17.	Hofstetter, Daniel	LV Oberpfalz	 OP	97	96	100	100	98	97	588		
18.	Voet, Florian	LV Nordwest	 NW	98	97	99	100	99	95	588		
19.	Nittel, Mario	Germany	 GER	96	98	98	99	99	98	588		
20.	Bederke, Alexander	Germany	 GER	97	95	98	100	97	99	586		
21.	Bamsey, Michael	Great Britain Wales	 GBRW	95	97	97	99	99	98	585		
22.	Smit, Sean	Netherlands	 NED	98	99	96	97	98	97	585		
23.	Dahl, Jonas	Norway NTG Kongsvinger	 NOR	99	95	96	96	99	100	585		
24.	Topmøller, Jan-Hendrik	LV Westfalen	 WF	98	99	97	96	96	99	585		
25.	Winterstö, Ole Kr	Norway-Meraker	 NOR	98	97	98	98	99	94	584		
26.	Aarskog, Jan Tore	Norway NTG Kongsvinger	 NOR	100	97	94	98	96	99	584		
27.	Ryley, Finbar	Great Britain Schools Team	 GBR	98	96	97	96	98	99	584		
28.	Burchalin, Mikhail	Russian Federation	 RUS	98	97	96	99	97	97	584		
29.	Kovalenko, Sergey	Russian Federation	 RUS	98	96	97	98	95	100	584		
30.	Fränkle, Bernd	LLZ Baden Württemberg	 LZBW	98	98	97	96	98	97	584		
31.	Düsel, Leroy	Germany	 GER	98	96	96	95	99	100	584		
32.	Salvesen, Sigurd	Norway NTG Kongsvinger	 NOR	99	98	98	98	95	96	584		

33.	Stoll, Julian	LV Nordwest		99	98	98	99	94	94		582	
34.	Trunk, Patrick	LV Westfalen		98	99	95	94	98	97		581	
35.	Antoine, Maxime	France		96	96	99	97	98	95		581	
36.	Övrum, Lars David	Norway NTG Kongsvinger		98	96	98	96	96	95		579	
37.	Opheim, Johannes	Norway-Meraker		99	97	94	98	95	96		579	
38.	Finvåg, Thomas	Norway-Meraker		96	98	97	94	94	97		576	
39.	Williams, Ryan	Great Britain Schools Team		94	95	97	96	95	95		572	
40.	Brandtzaeg, Iver B	Norway-Meraker		96	93	95	97	96	94		571	
41.	Amundsen, Björnar	Norway-Meraker		96	97	96	92	95	94		570	
42.	Flem, Erik F	Norway-Meraker		96	96	92	95	96	93		568	
43.	Lay, Richard	Great Britain Schools Team		97	95	93	95	95	91		566	
44.	Crow, George	Great Britain Schools Team		90	91	95	98	95	97		566	
45.	Stewart, William	Great Britain Schools Team		94	93	93	95	94	96		565	
46.	Slater, James	Great Britain Schools Team		93	96	93	94	92	95		563	
47.	Malden, Ben	Great Britain Schools Team		89	92	95	90	92	96		554	